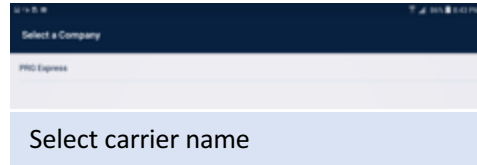



Logging into Rigbot application



Login using admin provided credentials

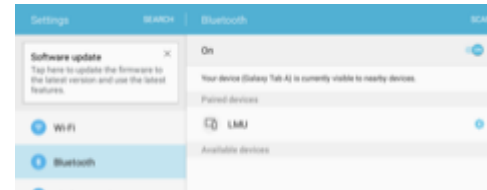


Select carrier name



Select the truck

Bluetooth pairing the engine data logging device with the mobile device

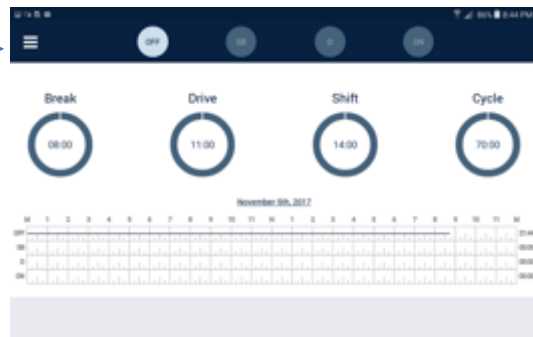


- Access Bluetooth options of your mobile device in 'setting' menu
- Turn On Bluetooth button
- Pair engine data logger, 'LMU' from the list of available devices

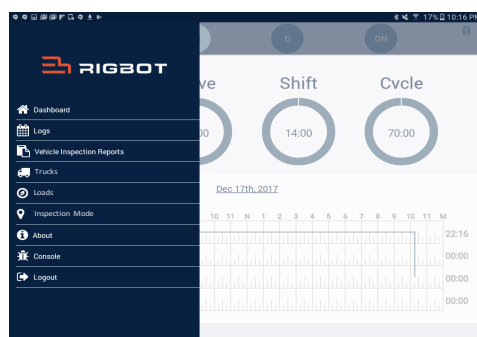


- Ensure Bluetooth indicator is lit bright by tapping it on the app
- Bright indicator shows that the devices are connected

Accessing log book menus

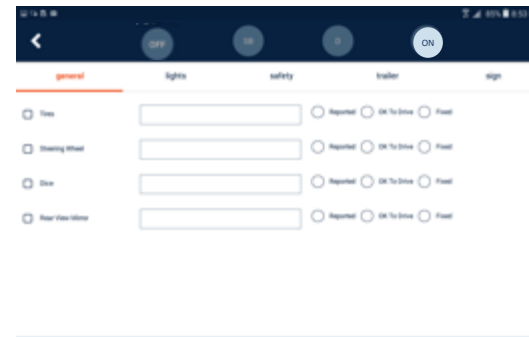


Menu is located on the top left corner



Select the menu as required

Performing Vehicle Inspection report

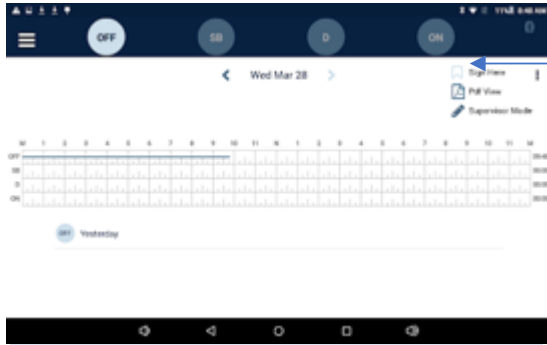


Inspect and complete individual forms



Sign and save as appropriate

Certifying logs

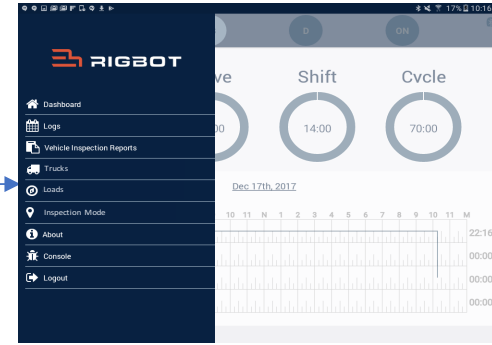


End of each day, certify the logs



Sign and save day's log

Shipping document or Load information

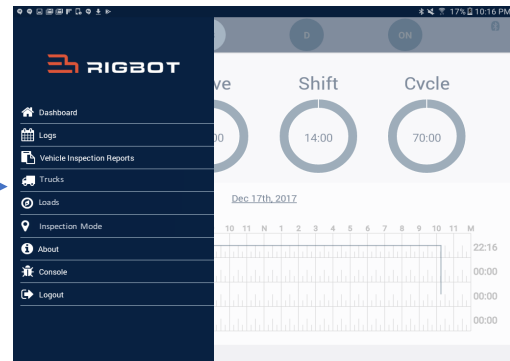


Load is selected in menu

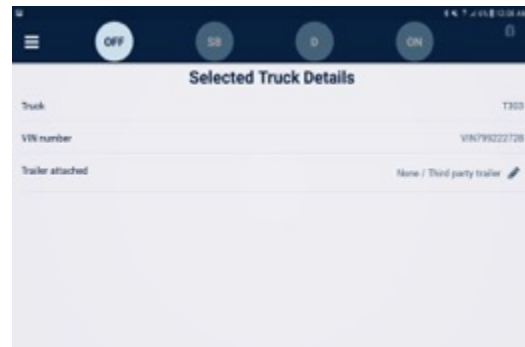


- Enter shipping information

Truck and Trailer Information

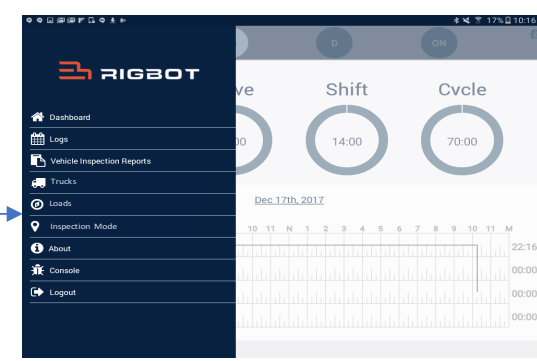


Access Truck and Trailer information



Select the trailer from pull down menu

DOT Inspection Mode



Inspection mode is selected in menu

- View HOS Log
- Print HOS Log
- Email HOS Log

Choose the option opted by officer